



Finanțat de
Uniunea Europeană
NextGenerationEU



Planul Național
de Redresare și Reziliență

The role of innovation ecosystems in the successful implementation of Industry 4.0 technologies

Presenter: Ottó Csíki^(a)

Authors: Levente Szász^(a), Ottó Csíki^(a), Albachiara Boffelli^(b), Matteo Kalchschmidt^(c), Béla-Gergely Rác^(a), Réka Izsák^(a)



(a) Babeș–Bolyai University
Cluj-Napoca, Romania

levente.szasz@econ.ubbcluj.ro,
otto.csiki@econ.ubbcluj.ro,
bela.racz@econ.ubbcluj.ro, izarak.reka@econ.ubbcluj.ro



(b) University of Bergamo
Bergamo, Italy

albachiar.boffelli@unibg.it



(c) Politecnico Milano
Milan, Italy

matteo.kalchschmidt@polimi.it



7th International Conference on Economics and Business Management
Cluj-Napoca, Romania – 14.11.2025

Agenda



1. Introduction



2. Literature review and hypothesis development



3. Methodology



4. Findings



5. Conclusion

Agenda



1. Introduction



2. Literature review and hypothesis development



3. Methodology



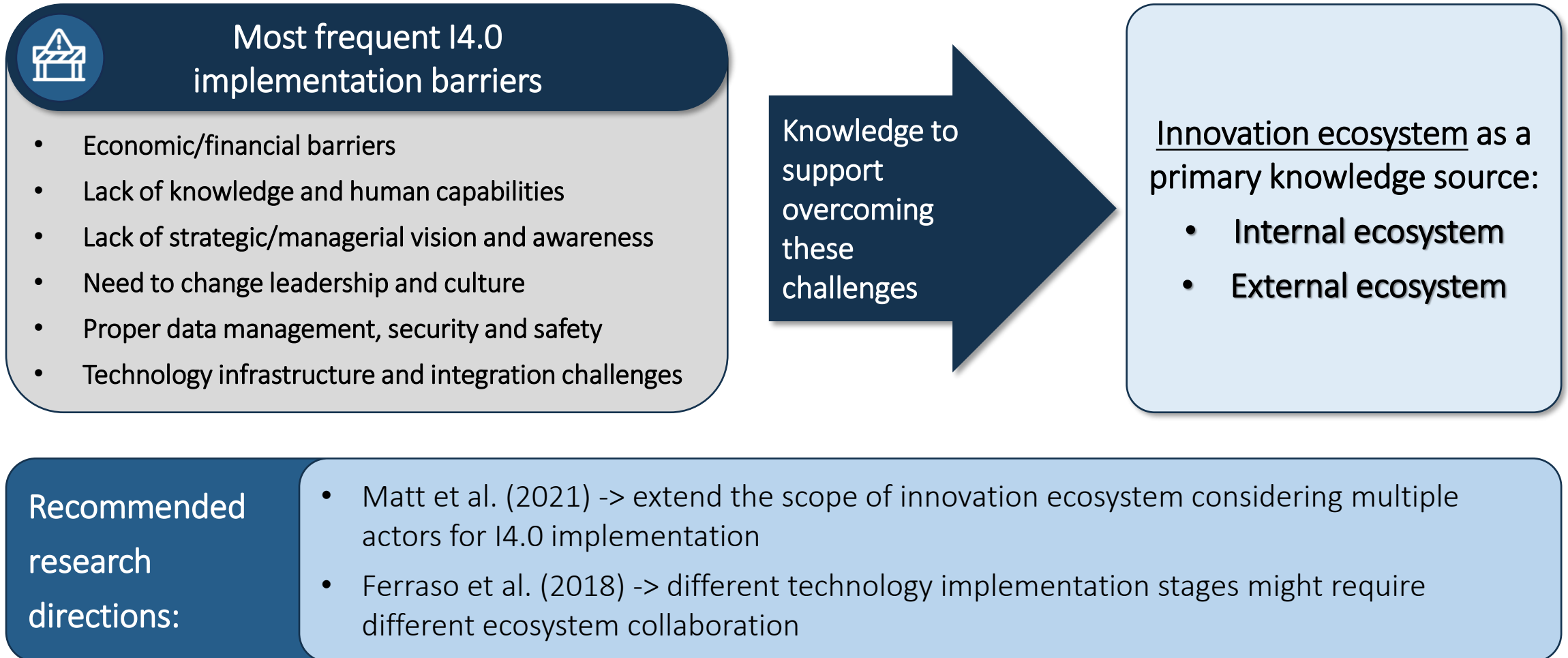
4. Findings



5. Conclusion

Introduction

Manufacturers face significant challenges when implementing I4.0 technologies. While barriers are well explored in the literature, how to overcome these challenges is still an underexplored area of research.



Introduction

This paper adopts a knowledge-based perspective arguing that the successful adoption of I4.0 technologies depend on the available sources of knowledge and the manufacturer's ability to recombine them with its existing knowledge base.



Research question

How does the involvement of internal and external actors of the innovation ecosystem influence the implementation and performance benefits of digital manufacturing technologies at the manufacturing plant level?



Theoretical relevance

The results provide generalized and nuanced evidence of the different **role of internal and external innovation ecosystems** on the different (**both traditional and I4.0**) digital manufacturing technology **implementation stages**.



Practical relevance

Which part of the ecosystem can act as a creative **stimulus to the adoption of digital technologies** and in which **adoption stage** -> improve the **performance impact** of digital technologies in practice.



Data and methodology

Questionnaire survey (Global Manufacturing Research Group (GMRG) survey: www.gmrg.org) (N = 293) + PLS Structural Equation Modelling (SEM)

Agenda



1. Introduction



2. Literature review and hypothesis development



3. Methodology



4. Findings



5. Conclusion

Literature review

Our paper considers (1) the role of both internal and external innovation ecosystems for (2) both I3.0 and I4.0 technologies (3) during both the idea and the implementation phases.



Innovation ecosystems

Collaborative arrangements between different firms of the ecosystem allows the **focal firm to create value-added** that would have been impossible without such ecosystem collaboration (*Adner, 2006*).

The **evolving set of actors, activities, and artifacts, and the institutions and relations**, [...], that are important for the **innovative performance** of an actor or a population of actors (*Granstrand and Holgersson, 2020*).

Activities create artifacts -> most frequently mentioned artifacts: **knowledge** and **technologies**

KBV – **internal** and **external** innovation ecosystems help enriching the firm's **knowledge base** (*Gawer and Cusumano, 2013*) to implement new technologies.



Digital manufacturing technologies

Traditional digital technologies (Industry 3.0): e.g., CAM, CAD, CNC, ERP, EDI, Kanban

+

Industry 4.0 technologies (real-time interconnection, predictive and adaptive capabilities): e.g., IoT, BDA, ML/AI, 3D printing, advanced/collaborative robots.

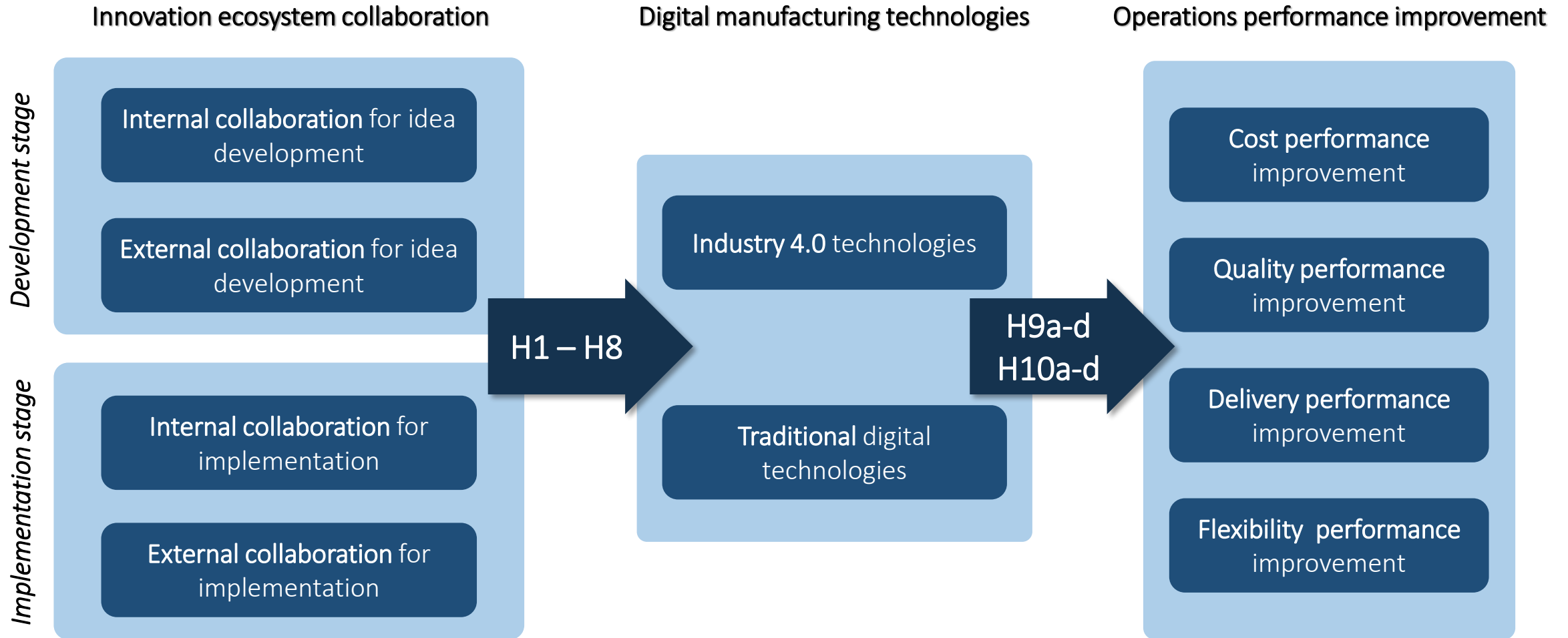
Stages of digital technology adoption:

- **Idea phase:** idea generation and elaboration, including technology identification and selection
- **Implementation phase:** bringing technology to production, testing and usage

(Cardoso et al., 2012; Perry-Smith and Manucci, 2017)

Hypothesis development

Hypotheses assume a positive relationship between (1) collaboration with the internal and external innovation, (2) digital manufacturing technologies and (3) operations performance improvement.



Agenda



1. Introduction



2. Literature review and hypothesis development



3. Methodology



4. Findings



5. Discussion

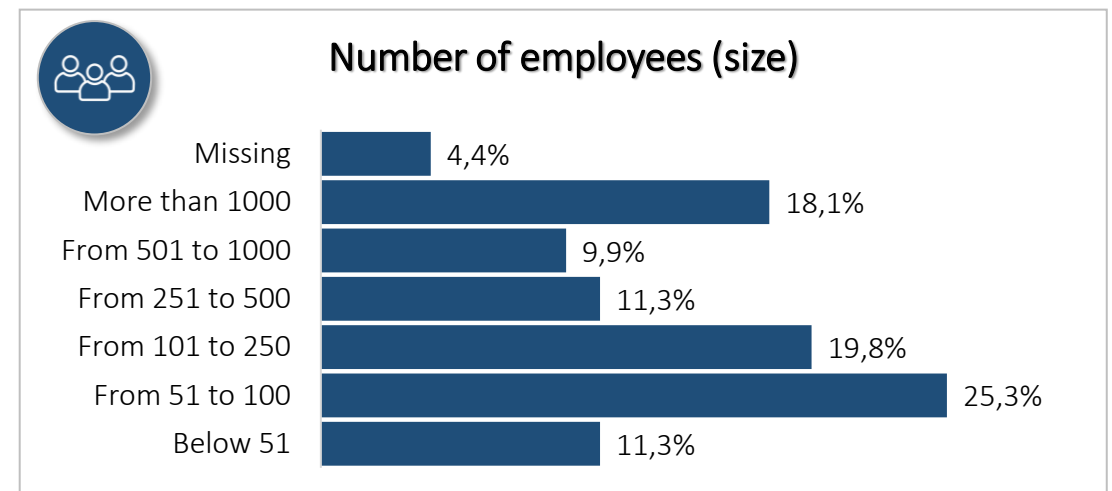
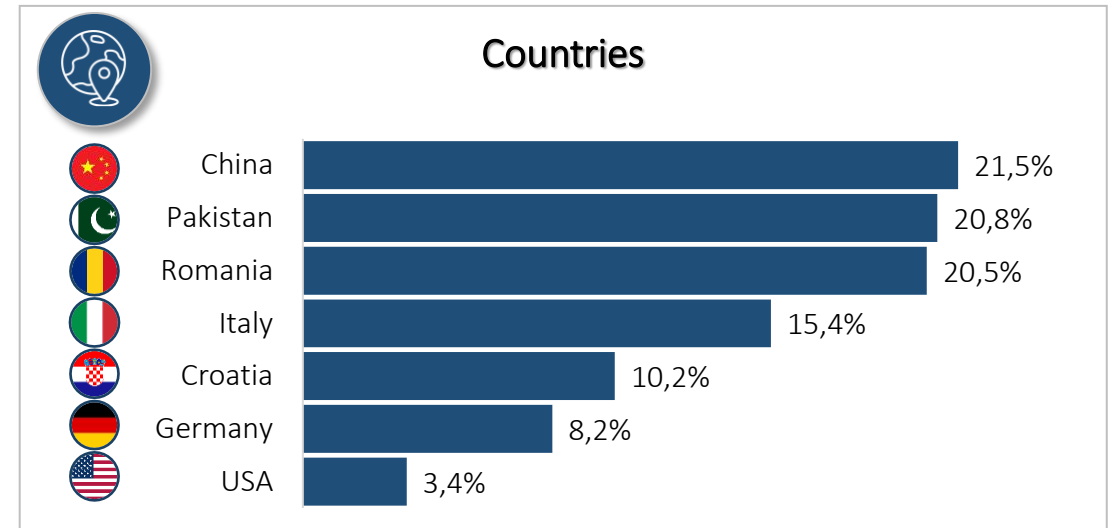
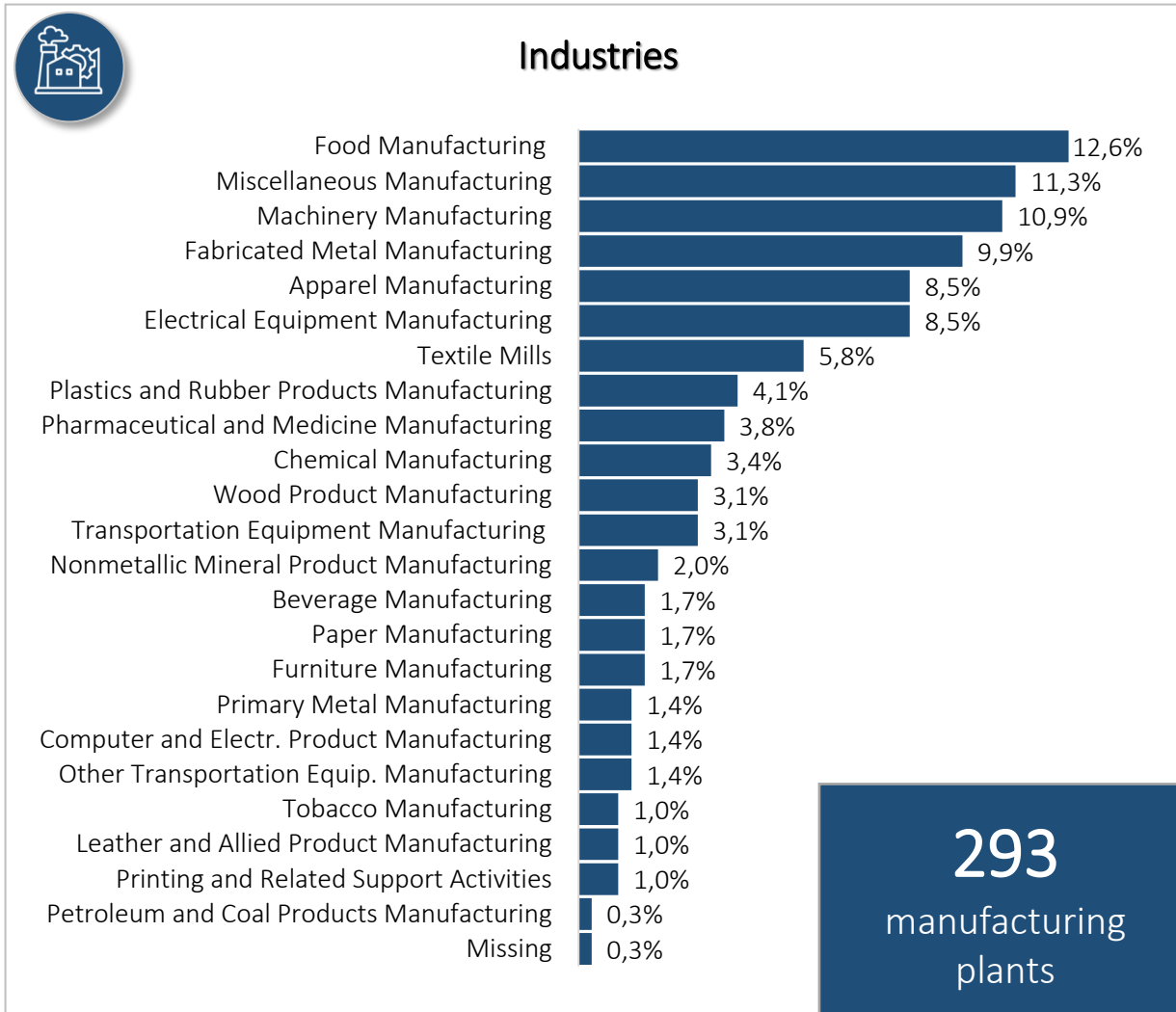
Variables analysed

The latent variables reflect the content of different indicators that are all measured on a 7-point Likert scale and refer to the activities and performance of the respondent manufacturing plant in the last 2 years.

Variable category	Latent variable	Scale	Measurement	Description	Mean	Standard deviation	
Innovation ecosystem collaboration	Development stage	Development_internal	Likert-scale (1-7)	Involvement over the last 2 years	Plant operators; Maintenance personnel (i.e., technicians); R&D personnel (i.e., product and process engineers); Sales/marketing; Purchasing/supply management	4,289	1,788
		Development_external	Likert-scale (1-7)	Involvement over the last 2 years	Suppliers; Customers; Research organizations (universities, research centers, etc.); Government and other public institutions; Members of conferences, trade fairs; Consultants	3,187	1,870
	Implementation stage	Implementation_internal	Likert-scale (1-7)	Involvement over the last 2 years	Plant operators; Maintenance personnel (i.e., technicians); R&D personnel (i.e., product and process engineers); Sales/marketing; Purchasing/supply management	4,218	1,870
		Implementation_external	Likert-scale (1-7)	Involvement over the last 2 years	Suppliers; Customers; Research organizations (universities, research centers, etc.); Government and other public institutions; Members of conferences, trade fairs; Consultants	3,049	1,901
Digital manufacturing technologies	Industry 4.0	Likert-scale (1-7)	Investments in the last 2 years	Big Data Analytics; Internet of Things (IoT, 5G); Cloud computing; Machine learning/artificial intelligence; Simulation; Cyber-physical systems; Blockchain; Additive manufacturing / 3D printing; Automated guided vehicles (AGV)/drone; Advanced/collaborative robotics	2,485	1,861	
	Traditional digital technologies	Likert-scale (1-7)	Investments in the last 2 years	Computer aided manufacturing/inspection (CAM/CAI); Computer numerical control (CNC); Electronic data interchange (EDI); Enterprise resource planning (ERP); Computer-aided design (CAD); Computer-aided engineering (CAE)	3,749	2,157	
Operations performance improvement	Cost	Likert-scale (1-7)	Plant's performance 2 years ago	Labor unit costs; Total product unit costs; Raw material unit costs	3,695	1,537	
	Quality	Likert-scale (1-7)	Plant's performance 2 years ago	Product performance; Product conformance to specifications	4,441	1,491	
	Delivery	Likert-scale (1-7)	Plant's performance 2 years ago	Delivery speed; Delivery reliability	5,021	1,356	
	Flexibility	Likert-scale (1-7)	Plant's performance 2 years ago	Production volume flexibility (increase/decrease volume); Production variety flexibility (increase/decrease product mix)	4,798	1,218	

Final research sample by countries, industries and size

The sixth edition of the Global Manufacturing Research Group (GMRG) survey (www.gmrg.org) is used that comprises useful data on **293 manufacturing plants** from 7 different countries.



Method

The empirical analysis was based on a questionnaire survey; the methodology used was partial least squares structural equation modeling (PLS-SEM).



- SEM can handle **complex interrelations**;

- is able to assess **indirect and total effect** on the constructs of interest;

- it can be applied even to **small and medium-sized datasets**;

- the **factor and the regression analysis can be deployed at the same time**, which was necessary in this research, since the main variables were made from different factors;

- can **handle nonnormally distributed data** as well, which is an important feature, because the data from surveys typically shows skewed distribution.

Agenda



1. Introduction



2. Literature review and hypothesis development



3. Methodology



4. Findings



5. Conclusion

Construct reliability and validity

To assess the reliability and the validity scores of our measurement model, we used PLS algorithm. After the assessment of all the necessary indicators, we accepted our outer model.

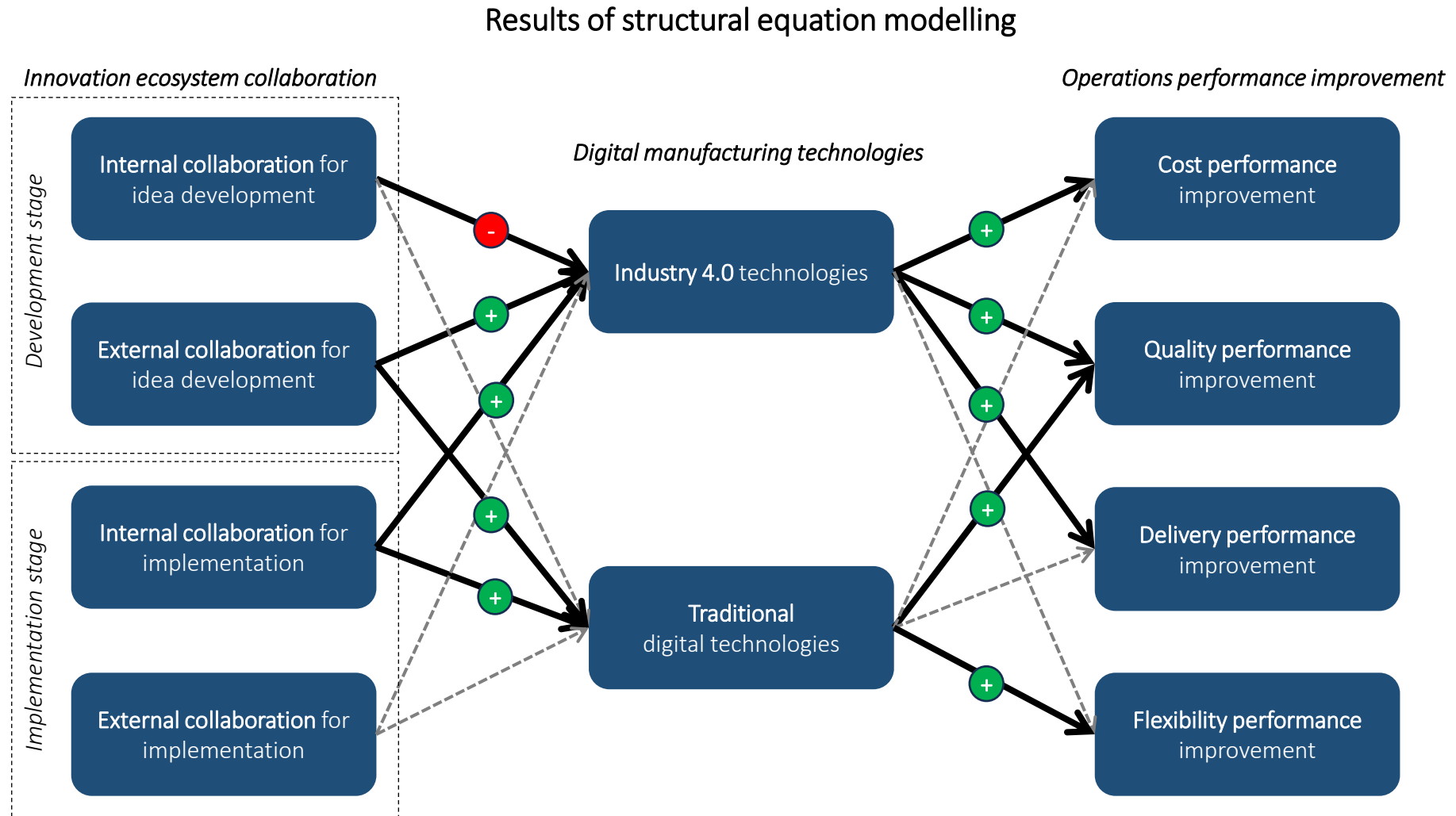
Construct reliability and validity

			Cronbach's alpha	Composite reliability (rho_c)	Average variance extracted (AVE)
Innovation ecosystem collaboration	Development stage	Development_internal	0.824	0.865	0.567
		Development_external	0.839	0.882	0.561
	Implementation stage	Implementation_internal	0.800	0.835	0.529
		Implementation_external	0.879	0.910	0.632
Digital manufacturing technologies	Industry 4.0		0.947	0.955	0.679
	Traditional digital technologies		0.930	0.945	0.742
Operations performance improvement	Cost		0.821	0.893	0.737
	Quality		0.924	0.963	0.929
	Delivery		0.866	0.924	0.859
	Flexility		0.873	0.933	0.875

Legend: *above the threshold level / below the threshold level*

Findings

The results provide evidence of the different role of internal and external innovation ecosystems on digital technologies (both traditional and I4.0).



Findings

The results provide evidence of the different role of internal and external innovation ecosystems on digital technologies (both traditional and I4.0).

Results of hypothesis testing

Relationships	Path coeff.	p-value	Hypothesis
Idea development phase			
Internal collaboration -> I4.0 technologies	-0.162	0.032	H1 rejected (inverse)
Internal collaboration -> Traditional technologies	-0.135	0.188	H2 rejected
External collaboration -> I4.0 technologies	0.485	0.001	H3 accepted
External collaboration -> Traditional technologies	0.327	0.032	H4 accepted
Implementation phase			
Internal collaboration -> I4.0 technologies	0.137	0.033	H5 accepted
Internal collaboration -> Traditional technologies	0.432	0.000	H6 accepted
External collaboration -> I4.0 technologies	0.106	0.422	H7 rejected
External collaboration -> Traditional technologies	-0.202	0.148	H8 rejected
Performance effects			
I4.0 technologies -> Cost performance	0.438	0.000	H10a accepted
I4.0 technologies -> Quality performance	0.128	0.030	H10b accepted
I4.0 technologies -> Delivery performance	0.168	0.043	H10c accepted
I4.0 technologies -> Flexibility performance	0.055	0.524	H10d rejected
Traditional technologies -> Cost performance	-0.002	0.982	H9a rejected
Traditional technologies -> Quality performance	0.467	0.000	H9b accepted
Traditional technologies -> Delivery performance	-0.207	0.132	H9c rejected
Traditional technologies -> Flexibility performance	0.199	0.021	H9d accepted

Agenda



1. Introduction



2. Literature review and hypothesis development



3. Methodology



4. Findings



5. Conclusion

Conclusion

The paper contributes to the exploration of the impact of innovation ecosystems on the implementation of digital technologies in manufacturing and their operations performance implications.

Summary



The involvement of external innovation ecosystem actors during the development stage significantly boosts digital technology adoption (*knowledge exploration*).



The involvement of internal innovation ecosystem actors during the implementation stage significantly boosts digital technology adoption (*knowledge exploitation*).



There is no major difference between I3.0 and I4.0 technologies in terms of the role of the innovation ecosystem. One exception: intense internal ecosystem collaboration during the idea phase reduces I4.0 implementation (*lack of internal knowledge*).



Somewhat stronger performance impact of I4.0 technologies (*cost, quality, delivery, but not flexibility*), with positive implications for traditional technologies too (*quality, flexibility*).

Sources

- Adner. R. (2006). "Match Your Innovation Strategy to Your Innovation Ecosystem". *Harvard Business Review*. Vol. 84. No. 4. pp. 98-107.
- Bellamy. M. A., Ghosh. S., & Hora. M. (2014). "The influence of supply network structure on firm innovation". *Journal of Operations Management*. Vol. 32. No. 6. pp. 357-373.
- Benitez. G.B., Ayala. N.F., and Frank. A.G. (2020). "Industry 4.0 innovation ecosystems: An evolutionary perspective on value cocreation". *International Journal of Production Economics*. Vol. 228. 107735.
- Büchi. G., Cugno. M., & Castagnoli. R. (2020). "Smart factory performance and Industry 4.0". *Technological Forecasting and Social Change*. Vol. 150. 119790.
- Caloghirou. Y., Kastelli. I., & Tsakanikas. A. (2004). "Internal capabilities and external knowledge sources: complements or substitutes for innovative performance?". *Technovation*. Vol. 24. No. 1. pp. 29-39.
- da Rosa Cardoso. R., de Lima. E. P., & da Costa. S. E. G. (2012). Identifying organizational requirements for the implementation of Advanced Manufacturing Technologies (AMT). *Journal of Manufacturing Systems*. Vol. 31. No. 3. pp. 367-378.
- Cheng. Y., Matthiesen. R., Farooq. S., Johansen. J., Hu. H. and Ma. L. (2018). "The evolution of investment patterns on advanced manufacturing technology (AMT) in manufacturing operations: A longitudinal analysis". *International Journal of Production Economics*. Vol.203. pp.239-253.
- Cugno. M., Castagnoli. R., & Büchi. G. (2021). "Openness to Industry 4.0 and performance: The impact of barriers and incentives". *Technological Forecasting and Social Change*. Vol. 168. 120756.
- Culot. G., Nassimbeni. G., Orzes. G., & Sartor. M. (2020). "Behind the definition of Industry 4.0: Analysis and open questions". *International Journal of Production Economics*. 226. 107617.
- Demeter. K., Szász. L., & Rácz. B.G. (2016). The impact of subsidiaries' internal and external integration on operational performance. *International Journal of Production Economics*. Vol. 182. pp. 73-85.
- Demeter. K., Szász. L., Rácz. B.G., and Györfy. L.Z. (2024). "Fourth industrial (r)evolution? Investigating the use of technology bundles and performance implications". *Journal of Manufacturing Technology Management*. Vol. 35. No. 9. pp. 1-23.
- Dieste. M., Sauer. P.C., & Orzes. G. (2022). "Organizational tensions in Industry 4.0 implementation: A paradox theory approach". *International Journal of Production Economics*. Vol. 251. 108532.
- Ferasso. M., Wunsch Takahashi. A.R., & Prado Gimenez. F.A. (2018). "Innovation ecosystems: a meta-synthesis". *International Journal of Innovation Science*. Vol. 10 No. 4. pp. 495-518.
- Figueiredo. P. N. (2011). The role of dual embeddedness in the innovative performance of MNE subsidiaries: evidence from Brazil. *Journal of Management Studies*. 48(2). 417-440.
- Gao. G.Y., Xie. E., & Zhou. K.Z. (2015). "How does technological diversity in supplier network drive buyer innovation?". *Journal of Operations Management*. Vol. 36. pp. 165-177.
- Gawer. A., & Cusumano. M.A. (2014). "Industry platforms and ecosystem innovation". *Journal of Product Innovation Management*. Vol. 31. No. 3. pp. 417-433.
- Hair. J., Hult. G., Ringle. C., & Sarstedt. M. (2021). *A Primer on Partial Least Squares Structural Equation Modeling (PLS-SEM)*. SAGE. Washington DC.
- Klingenberg. C. O., Borges. M.A.V., & do Vale Antunes Jr. J. A. (2022). "Industry 4.0: What makes it a revolution? A historical framework to understand the phenomenon". *Technology in Society*. 70. 102009.
- Matt. D.T., Molinaro. M., Orzes. G., and Pedrini. G. (2021). "The role of innovation ecosystems in Industry 4.0 adoption". *Journal of Manufacturing Technology Management*. Vol. 32. No.9. pp. 369-395.
- Moeuf. A., Lamouri. S., Pellerin. R., Tamayo-Giraldo. S., Tobon-Valencia. E., & Eburdy. R. (2020). Identification of critical success factors, risks and opportunities of Industry 4.0 in SMEs. *International Journal of Production Research*. Vol. 58. No. 5. pp. 1384-1400.
- Perry-Smith. J. E., & Mannucci. P. V. (2017). "From creativity to innovation: The social network drivers of the four phases of the idea journey". *Academy of Management Review*. Vol. 42. No. 1. pp. 53-79.
- Primario. S., Rippa. P., & Secundo. G. (2024). "Peer innovation as an open innovation strategy for balancing competition and collaboration among technology start-ups in an innovation ecosystem". *Journal of Innovation & Knowledge*. Vol. 9. No. 2. 100473.
- Raj. A., Dwivedi. G., Sharma. A., de Sousa Jabbour. A. B. L., and Rajak. S. (2020). "Barriers to the adoption of industry 4.0 technologies in the manufacturing sector: An inter-country comparative perspective". *International Journal of Production Economics*. Vol. 224. 107546.
- Selvarajoo. S., Raja Ghazilla. R. A., & Mamat. A. (2021). Industrial practices of collaborative manufacturing involving tool and die development: Malaysian perspective. *Journal of Manufacturing Technology Management*. Vol. 32. No. 2. pp. 485-505.
- Swink. M., Narasimhan. R., and Wang. C. (2007). "Managing beyond the factory walls: effects of four types of strategic integration on manufacturing plant performance". *Journal of Operations Management*. Vol. 25. No. 1. pp. 148-164.
- Szász. L., Scherrer. M., & Deflorin. P. (2016). Benefits of internal manufacturing network integration: the moderating effect of country context. *International Journal of Operations & Production Management*. 36(7). 757-780.
- Szász L., Demeter K., Rácz B.-G., Losonci D. (2021). "Industry 4.0: a review and analysis of contingency and performance effects". *Journal of Manufacturing Technology Management*. Vol.32 No.3. 667-694.
- Yilmaz. A., Dora. M., Hezarkhani. B., and Kumar. M. (2022). "Lean and industry 4.0: Mapping determinants and barriers from a social, environmental, and operational perspective". *Technological Forecasting and Social Change*. Vol. 175. 121320.

Research project

This work was supported by the project entitled

“Strengthening the digitalization of businesses in Eastern Europe – a micro and macro-level approach”

funded by the European Union – NextGenerationEU project and the Romanian Government.

under the National Recovery and Resilience Plan for Romania.

contract no. 760036/23.05.2023. cod PNRR-C9-I8-CF 198/28.11.2022.

through the Romanian Ministry of Research, Innovation and Digitalization, within Component 9, Investment I8.



**Finanțat de
Uniunea Europeană**
NextGenerationEU



**Planul Național
de Redresare și Reziliență**



Finanțat de
Uniunea Europeană
NextGenerationEU



Planul Național
de Redresare și Reziliență

Thank you for your attention!

Presenter: Ottó Csíki^(a)

Authors: Levente Szász^(a), Ottó Csíki^(a), Albachiara Boffelli^(b), Matteo Kalchschmidt^(c), Béla-Gergely Rácz^(a), Réka Izsák^(a)



^(a) Babeș–Bolyai University
Cluj-Napoca, Romania

levente.szasz@econ.ubbcluj.ro,
otto.csiki@econ.ubbcluj.ro,
bela.racz@econ.ubbcluj.ro, izarak.reka@econ.ubbcluj.ro



^(b) University of Bergamo
Bergamo, Italy

albachiar.boffelli@unibg.it



^(c) Politecnico Milano
Milan, Italy

matteo.kalchschmidt@polimi.it



7th International Conference on Economics and Business Management
Cluj-Napoca, Romania – 14.11.2025



Appendix

Structural model

The structural model in SmartPLS.

